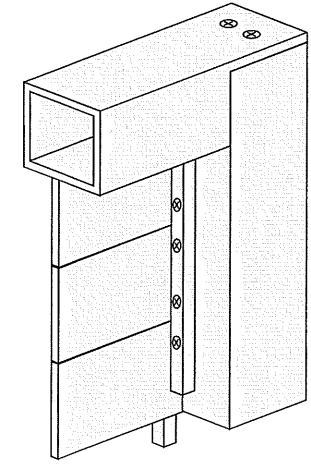
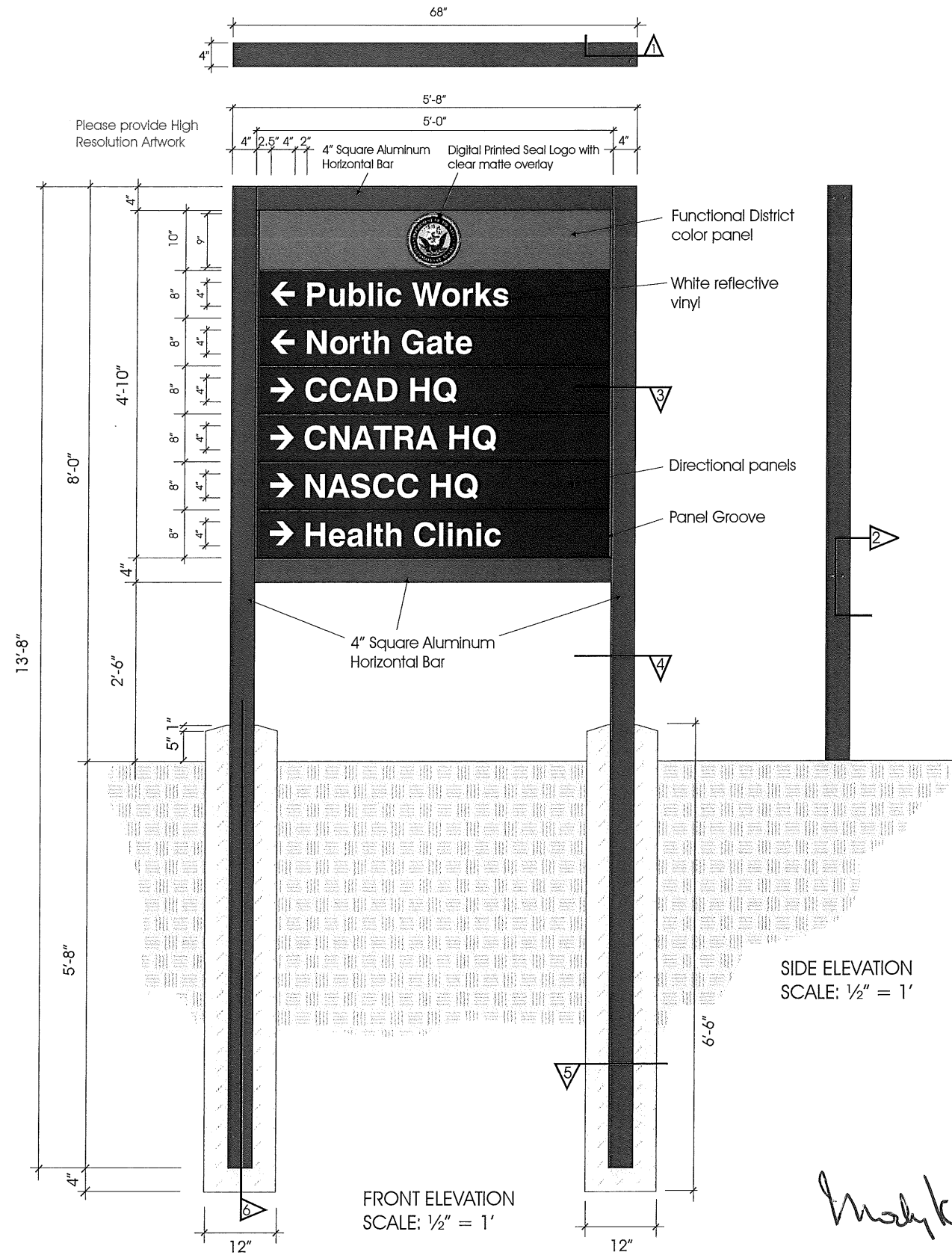
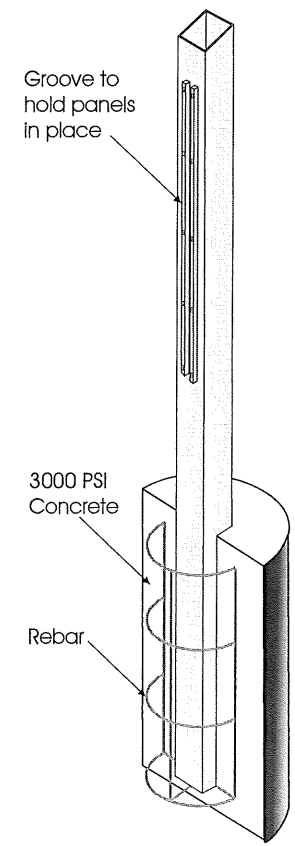


**POST & PANEL SYSTEM - 68" x 66"**  
**Vehicular Directional Signs**

Sign #1C - Industrial  
 Location - Ocean/Second  
 NB Approach



Iso 1 Top Bar Mount



ISO 2 NOT TO SCALE



**CCSW Architectural Graphics**  
*National*  
**SIGNAGE AFFILIATES**  
 PH. 800-322-4515 FAX 800-354-6416  
 ccswwsignsystems.com

<b>PRODUCT DATA</b>
QUANTITY - 20
POST - PANTONE #7532 C BROWN
PANELS - PANTONE #19-4052 TPX BLUE
FUNCTIONAL DISTRICT COLOR BAND - SEE SCHEDULE
TEXT COLOR - A7W WHITE REFLECTIVE VINYL
FONT - HELVETICA MEDIUM
TEXT SIZE - 4"
ARROW SIZE - 4"
SEAL - 9"

CONTRACTOR - MOAB CONSTRUCTION
PROJECT NAME - BASE WIDE SIGNAGE
LOCATION - CORPUS CHRISTI, TX
PROJECT MANAGER - R. CHAPA
DRAWING BY - CHRISTINA SALINAS DATE - 11/4/2010
REVISED - R. CHAPA DATE - 2/09/2011



Sign Schedule  
 next page

<b>COLOR BAND SCHEDULE</b>	
ADMINISTRATIVE AND TRAINING MYRTLE PANTONE #18-6114 TPX (GREEN)	
AIRFIELD ELMWOOD PANTONE #17-1019 TPX (BROWN)	
INDUSTRIAL MONUMENT PANTONE #17-4405 TPX (GREY)	
PERSONNEL SUPPORT RATTAN PANTONE - 14-1031 TPX (TAN)	

*Mark Bandy*  
 2/18/11  
 F3302

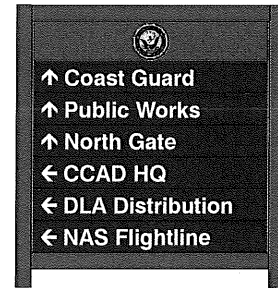
# POST & PANEL SYSTEM - 68" x 66"

## Vehicular Directional Signs SIGN SCHEDULE

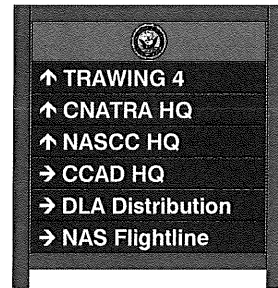


**CCSW Architectural Graphics**  
National  
SIGNAGE AFFILIATES  
PH. 800-322-4515 FAX 800-354-6416  
ccswsignsystems.com

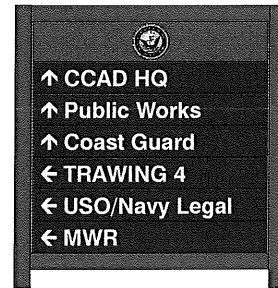
Sign# 2B - Airfield  
Location - Ocean/Third  
WB Approach




Sign #2D -Industrial  
Location - Ocean/Third  
EB Approach



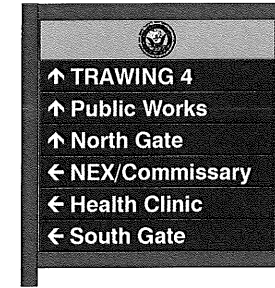
Sign #5B -Airfield  
Location - Ocean/Fifth  
WB Approach




Sign #5D -Admin & Training  
Location - Ocean/Fifth  
EB Approach



Sign #6B -Personnel Support  
Location - Ocean/Lexington  
WB Approach



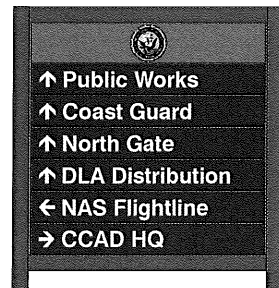
Sign #6C -Admin & Training  
Location - Ocean/Lexington  
NB Approach



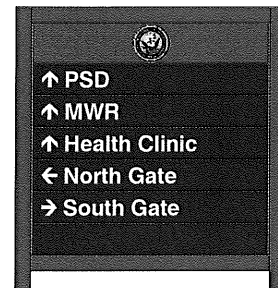
Sign #6D -Admin & Training  
Location - Ocean/Lexington  
EB Approach




Sign #11C -Industrial  
Location - Avenue D/First  
NB Approach




Sign #11D -Airfield  
Location - Avenue D/First  
EB Approach



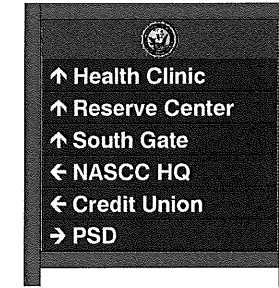
Sign #12A -Industrial  
Location - Avenue D/Third  
SB Approach




Sign #12B -Industrial  
Location - Avenue D/Third  
WB Approach



Sign #16A -Admin & Training  
Location - Avenue D/Lexington  
SB Approach



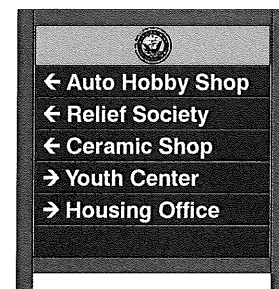
Sign #16C -Personnel Support  
Location - Avenue D/Lexington  
NB Approach



Sign #20A -Admin & Training  
Location - Avenue E/Lexington  
SB Approach



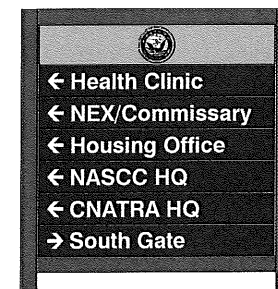
Sign #20C -Personnel Support  
Location - Avenue E/Lexington  
NB Approach




Sign #23A -Personnel Support  
Location - First/Lexington  
SB Approach



Sign #23D -Personnel Support  
Location - First/Lexington  
EB Approach



Sign #24B -Personnel Support  
Location - Dimmit/Lexington  
WB Approach



Sign #24C -Personnel Support  
Location - Dimmit/Lexington  
NB Approach



CONTRACTOR - MOAB CONSTRUCTION

PROJECT NAME - BASE WIDE  
SIGNAGE

LOCATION - CORPUS CHRISTI, TX

PROJECT MANAGER - R. CHAPA

DRAWING BY - CHRISTINA SALINAS  
DATE - 11/4/2010

REVISED - R. CHAPA  
DATE - 2/09/2011



**POST & PANEL SIGN SYSTEM - 92" x 38"**  
 Freestanding Identification Signs - TYPE A  
 Information Signs

Sign #32  
 Functional District  
 Personnel Support



**CCSW Architectural Graphics**  
*National*  
**SIGNAGE AFFILIATES**  
 PH. 800-322-4515 FAX 800-354-6416  
 ccswsignsystems.com

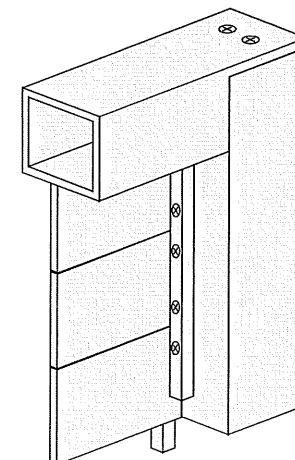
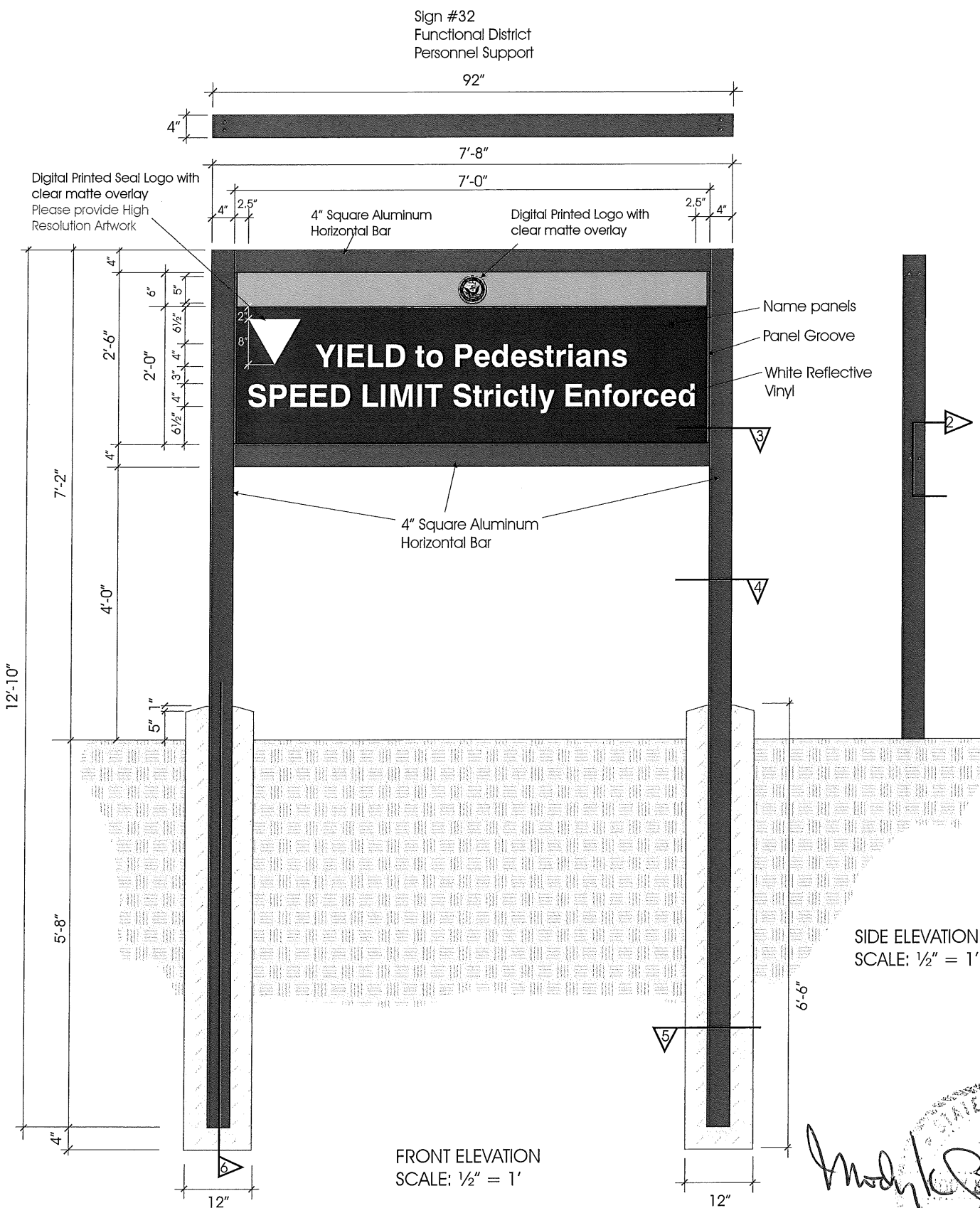
Sign #1  
 Functional District  
 Airfield



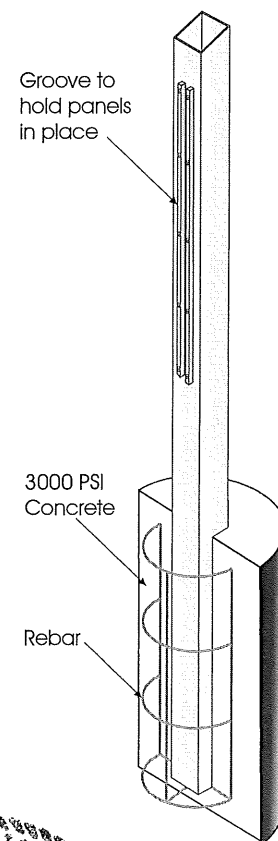
FRONT ELEVATION  
 SCALE: 1/2" = 1'

**COLOR BAND SCHEDULE**

- ADMINISTRATIVE AND TRAINING  
 MYRTLE PANTONE #18-6114 TPX (GREEN)
- AIRFIELD  
 ELMWOOD PANTONE #17-1019 TPX (BROWN)
- INDUSTRIAL  
 MONUMENT PANTONE #17-4405 TPX (GREY)
- PERSONNEL SUPPORT  
 RATTAN PANTONE - 14-1031 TPX (TAN)



Iso 1 Top Bar Mount



3000 PSI  
 Concrete


Rebar

Groove to  
 hold panels  
 in place

ISO 2  
 NOT TO SCALE

FRONT ELEVATION  
 SCALE: 1/2" = 1'

SIDE ELEVATION  
 SCALE: 1/2" = 1'



F3302 -18-11 PAGE 3

**PRODUCT DATA**

- QUANTITY - 2
- POST - PANTONE #7532 C BROWN
- PANELS - PANTONE #19-4052 TPX BLUE
- FUNCTIONAL DISTRICT COLOR BAND - SEE SCHEDULE
- TEXT COLOR - A7W WHITE REFLECTIVE VINYL
- FONT - HELVETICA MEDIUM
- TEXT SIZE - 4"
- SEAL - 5"
- EMBLEM - 8"

**CONTRACTOR - MOAB CONSTRUCTION**

- PROJECT NAME - BASE WIDE SIGNAGE
- LOCATION - CORPUS CHRISTI, TX
- PROJECT MANAGER - R. CHAPA
- DRAWING BY - CHRISTINA SALINAS  
 DATE - 11/4/2010
- REVISED - R. CHAPA  
 DATE - 2/09/2011



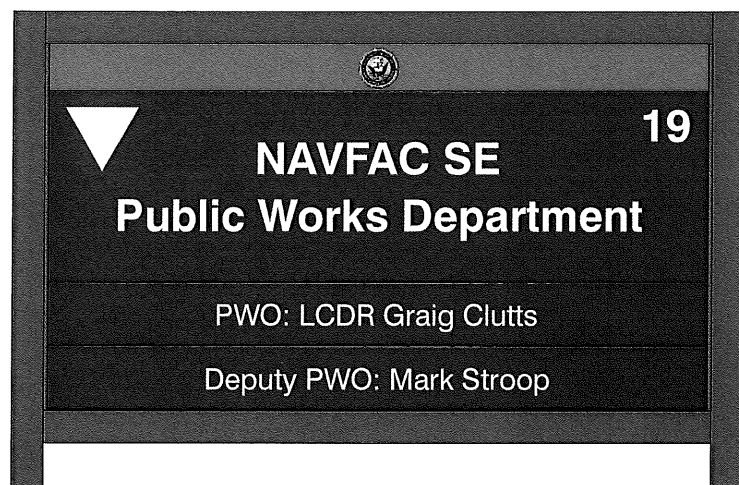


# POST & PANEL SIGN SYSTEM - 92" x 54"

Freestanding Identification Signs - TYPE A  
Information Signs with 2 Name Panels

Sign #9  
Building 1  
Functional District  
Admin & Training

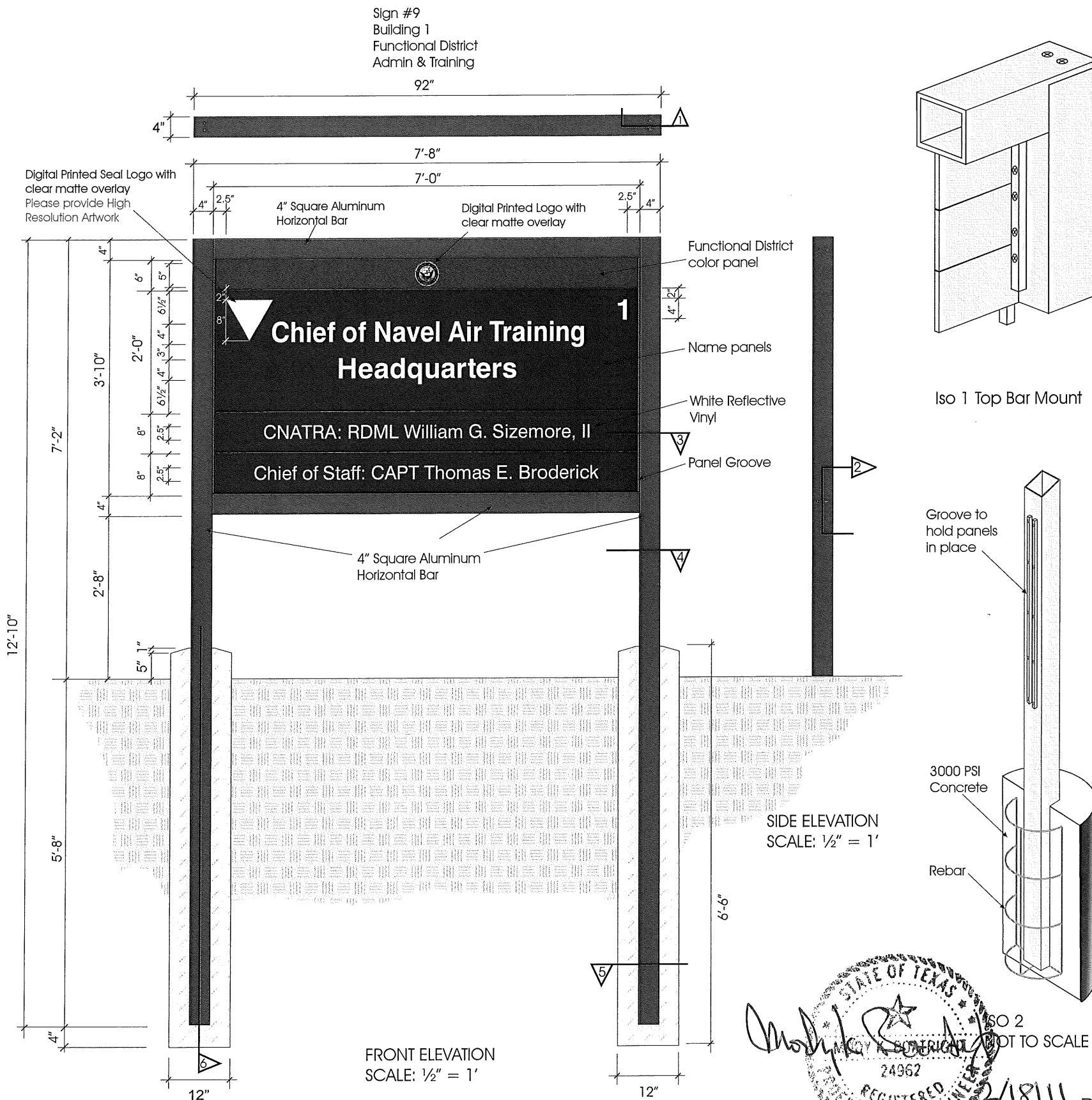
Sign #3  
Building 19  
Functional District  
Industrial



FRONT ELEVATION  
SCALE: 1/2" = 1'

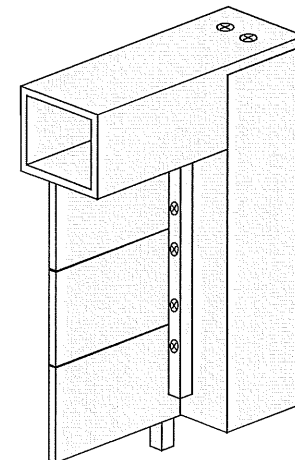
### COLOR BAND SCHEDULE

- ADMINISTRATIVE AND TRAINING  
MYRTLE PANTONE #18-6114 TPX (GREEN)
- AIRFIELD  
ELMWOOD PANTONE #17-1019 TPX (BROWN)
- INDUSTRIAL  
MONUMENT PANTONE #17-4405 TPX (GREY)
- PERSONNEL SUPPORT  
RATAN PANTONE - 14-1031 TPX (TAN)

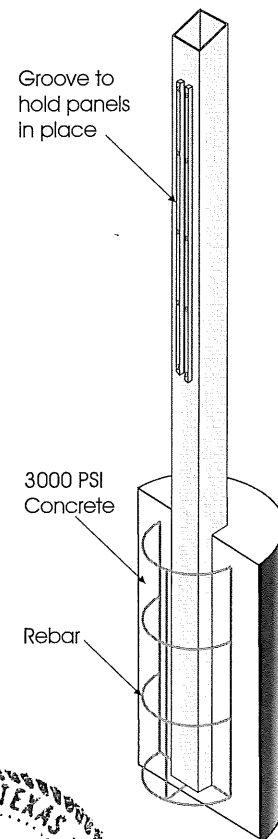


FRONT ELEVATION  
SCALE: 1/2" = 1'


SIDE ELEVATION  
SCALE: 1/2" = 1'




Iso 1 Top Bar Mount



3000 PSI  
Concrete  
Rebar



ISO 2  
NOT TO SCALE



CCSW Architectural Graphics

National  
SIGNAGE AFFILIATES  
PH. 800-322-4515 FAX 800-354-6416  
ccswsignsystems.com

### PRODUCT DATA

- QUANTITY - 2
- POST - PANTONE #7532 C BROWN
- PANELS - PANTONE #19-4052 TPX BLUE
- FUNCTIONAL DISTRICT COLOR BAND - SEE SCHEDULE
- TEXT COLOR - A7W WHITE REFLECTIVE VINYL
- FONT - HELVETICA MEDIUM
- TEXT SIZE - 4" AND 2.5"
- SEAL - 5"
- EMBLEM - 8"

### CONTRACTOR - MOAB CONSTRUCTION

- PROJECT NAME - BASE WIDE SIGNAGE
- LOCATION - CORPUS CHRISTI, TX
- PROJECT MANAGER - R. CHAPA
- DRAWING BY - CHRISTINA SALINAS  
DATE - 11/4/2010
- REVISED - R. CHAPA  
DATE - 2/09/2011



F3302

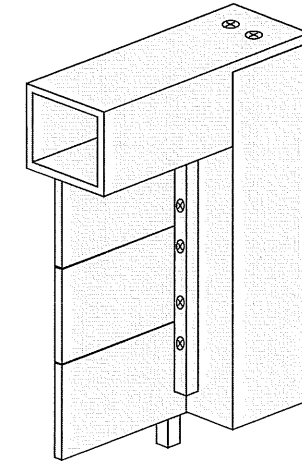
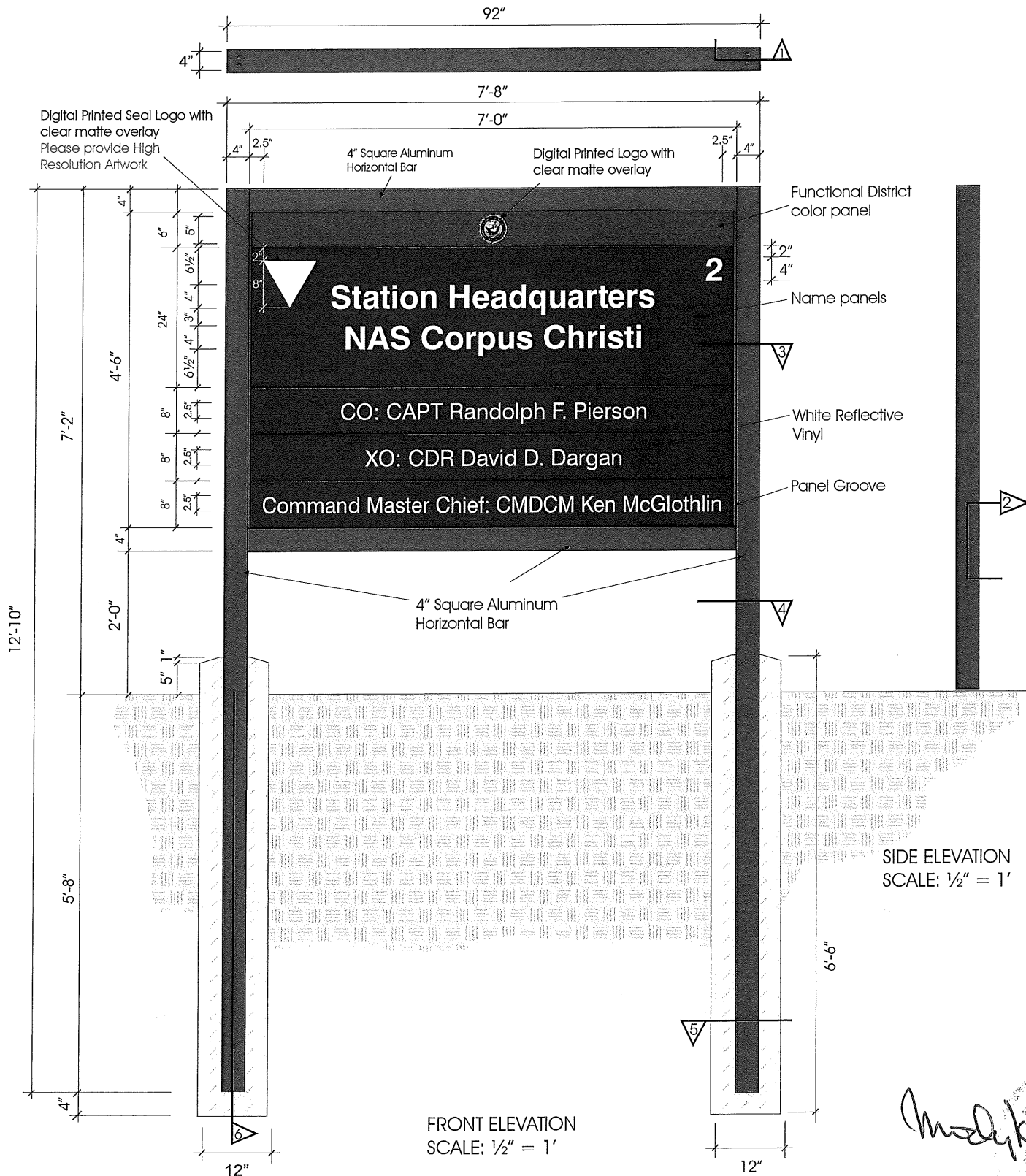
PAGE 4



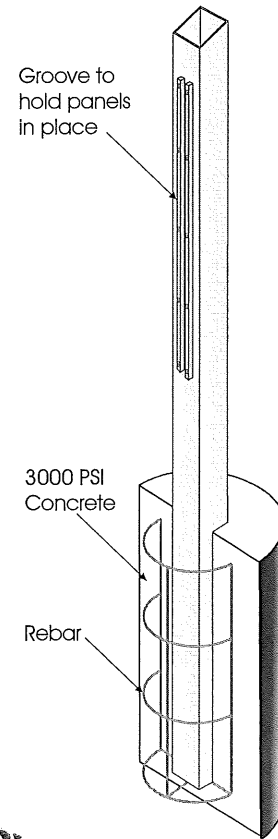
# POST & PANEL SIGN SYSTEM - 92" x 62"

Freestanding Identification Signs - TYPE A  
Information Sign with 3 Name Panels

Sign #23  
Building2  
Functional District  
Admin & Training



Iso 1 Top Bar Mount



ISO 2 NOT TO SCALE

SIDE ELEVATION SCALE: 1/2" = 1'

FRONT ELEVATION SCALE: 1/2" = 1'

COLOR BAND SCHEDULE	
ADMINISTRATIVE AND TRAINING MYRTLE PANTONE #18-6114 TPX (GREEN)	
AIRFIELD ELMWOOD PANTONE #17-1019 TPX (BROWN)	
INDUSTRIAL MONUMENT PANTONE #17-4405 TPX (GREY)	
PERSONNEL SUPPORT RAITAN PANTONE - 14-1031 TPX (TAN)	



**CCSW Architectural Graphics**  
*National*  
SIGNAGE AFFILIATES  
PH. 800-322-4515 FAX 800-354-6416  
ccswsignsystems.com

- PRODUCT DATA**
- QUANTITY - 1
  - POST - PANTONE #7532 C BROWN
  - PANELS - PANTONE #19-4052 TPX BLUE
  - FUNCTIONAL DISTRICT COLOR BAND - SEE SCHEDULE
  - TEXT COLOR - A7W WHITE REFLECTIVE VINYL
  - FONT - HELVETICA MEDIUM
  - TEXT SIZE - 4" AND 2.5"
  - SEAL - 5"
  - EMBLEM - 8"

- CONTRACTOR - MOAB CONSTRUCTION**
- PROJECT NAME - BASE WIDE SIGNAGE
  - LOCATION - CORPUS CHRISTI, TX
  - PROJECT MANAGER - R. CHAPA
  - DRAWING BY - CHRISTINA SALINAS
  - DATE - 11/4/2010
  - REVISED - R. CHAPA
  - DATE - 2/09/2011

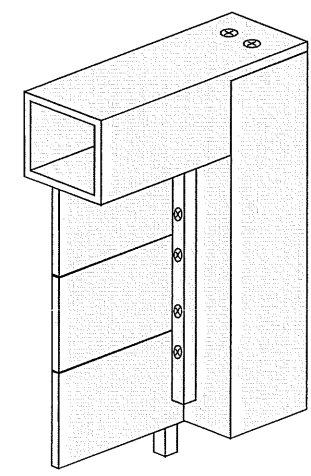


*Modyk Boatright*  
MODY K. BOATRIGHT  
24962  
REGISTERED PROFESSIONAL ENGINEER  
1/18/11

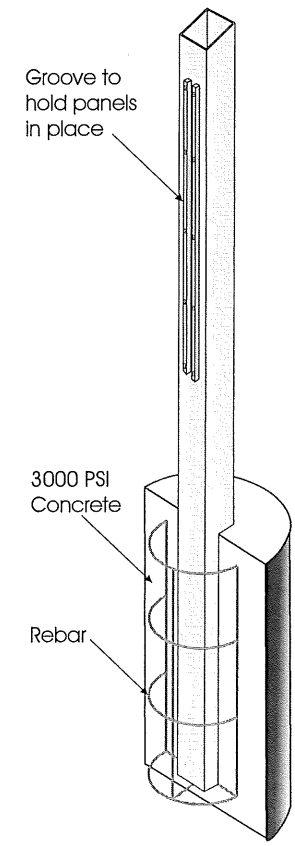
**POST & PANEL SIGN SYSTEM - 56" x 34"**  
 Freestanding Identification Signs - TYPE B  
 Building Number with Name



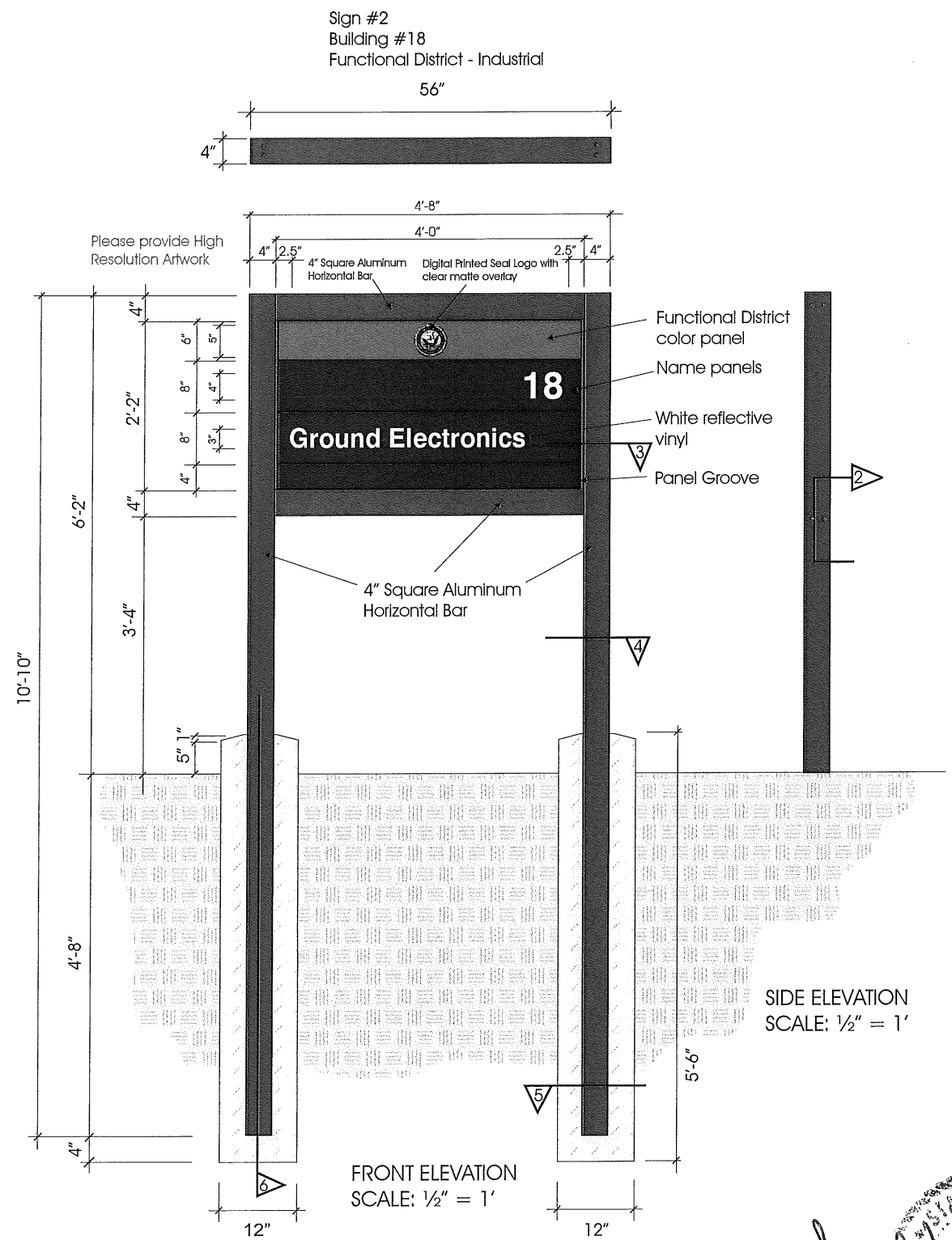
**CCSW Architectural Graphics**  
*National*  
**SIGNAGE AFFILIATES**  
 PH. 800-322-4515 FAX 800-354-6416  
 ccswwsignsystems.com



Iso 1 Top Bar Mount



Iso 2 NOT TO SCALE



Sign #2  
 Building #18  
 Functional District - Industrial

Functional District color panel  
 Name panels  
 White reflective vinyl  
 Panel Groove

SIDE ELEVATION SCALE: 1/2" = 1'

FRONT ELEVATION SCALE: 1/2" = 1'

Sign Schedule next page

COLOR BAND SCHEDULE	
ADMINISTRATIVE AND TRAINING MYRTLE PANTONE #18-6114 TPX (GREEN)	
AIRFIELD ELMWOOD PANTONE #17-1019 TPX (BROWN)	
INDUSTRIAL MONUMENT PANTONE #17-4405 TPX (GREY)	
PERSONNEL SUPPORT RATTAN PANTONE - 14-1031 TPX (TAN)	

PRODUCT DATA
QUANTITY - 13
POST - PANTONE #7532 C BROWN
PANELS - PANTONE #19-4052 TPX BLUE
FUNCTIONAL DISTRICT COLOR BAND - SEE SCHEDULE
TEXT COLOR - A7W WHITE REFLECTIVE VINYL
FONT - HELVETICA MEDIUM
TEXT SIZE - 4" AND 3"
SEAL - 5"

CONTRACTOR - MOAB CONSTRUCTION
PROJECT NAME - BASE WIDE SIGNAGE
LOCATION - CORPUS CHRISTI, TX
PROJECT MANAGER - R. CHAPA
DRAWING BY - CHRISTINA SALINAS DATE - 11/4/2010
REVISED - R. CHAPA DATE - 2/09/2011


*Mod...*  
 BOATRIGHT  
 24962  
 REGISTERED ENGINEER  
 2/18/11

**POST & PANEL SIGN SYSTEM - 56" x 34"**  
 Freestanding Identification Signs - TYPE B  
 Building Number with Name  
 Sign Schedule

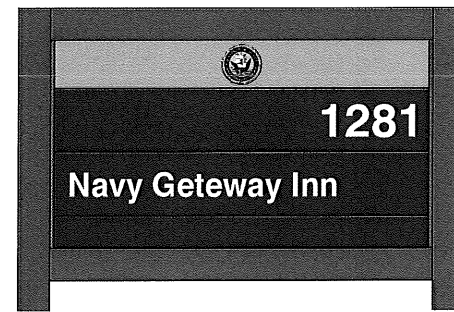


**CCSW Architectural Graphics**  
*National*  
**SIGNAGE AFFILIATES**  
 PH. 800-322-4515 FAX 800-354-6416  
 ccswwsignsystems.com

Sign #7  
 Building #1872  
 Functional District - Admin & Training



Sign #11  
 Building #1281  
 Functional District -Personnel Support




Sign #13  
 Building #1863  
 Functional District -Personnel Support




Sign #17  
 Building #83  
 Functional District -Airfield



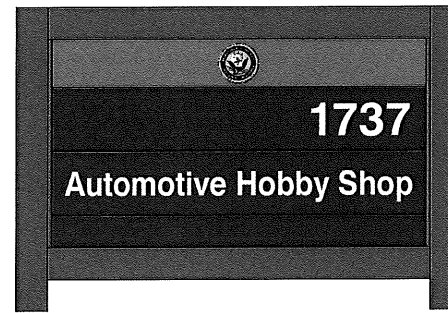
Sign #18  
 Building #252  
 Functional District -Industrial



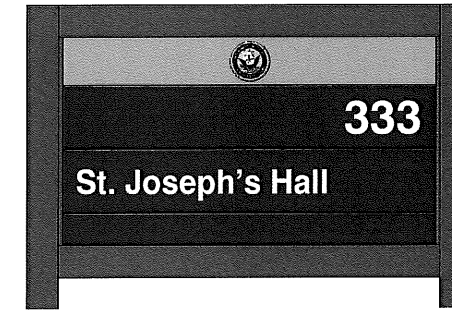
Sign #22  
 Building #104  
 Functional District -Admin & Training



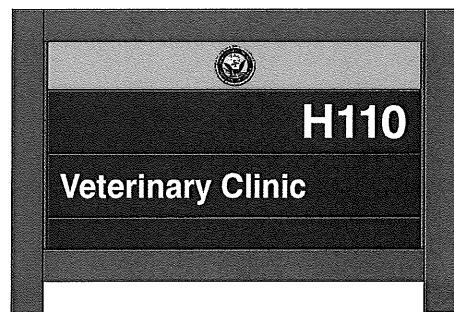
Sign #25  
 Building #1737  
 Functional District -Industrial



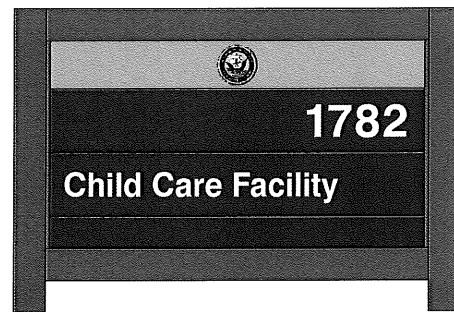
Sign #26  
 Building #333  
 Functional District -Personnel Support



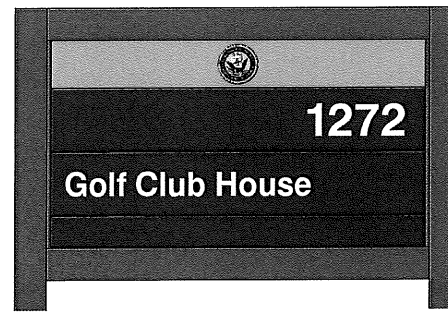
Sign #27  
 Building #H110  
 Functional District -Personnel Support




Sign #28  
 Building #1782  
 Functional District -Personnel Support




Sign #30  
 Building #1272  
 Functional District -Personnel Support



Sign #31  
 Building #1740  
 Functional District -Personnel Support




**CONTRACTOR - MOAB CONSTRUCTION**  
**PROJECT NAME - BASE WIDE SIGNAGE**  
**LOCATION - CORPUS CHRISTI, TX**  
**PROJECT MANAGER - R. CHAPA**  
**DRAWING BY - CHRISTINA SALINAS**  
**DATE - 11/4/2010**  
**REVISED - R. CHAPA**  
**DATE - 2/09/2011**

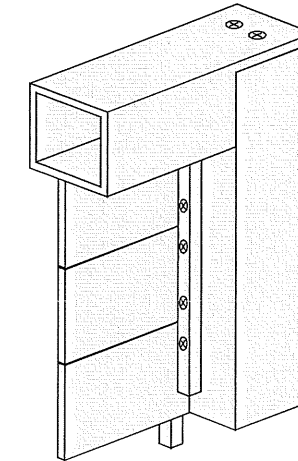




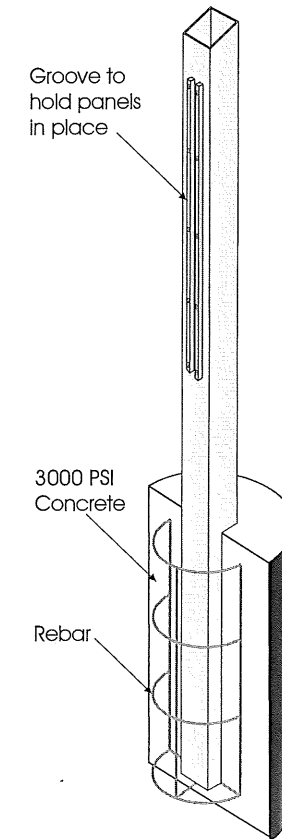
**POST & PANEL SIGN SYSTEM - 56" x 42"**  
 Freestanding Identification Signs - TYPE B  
 Building Number with 2 Names



**CCSW Architectural Graphics**  
*National*  
**SIGNAGE AFFILIATES**  
 PH. 800-322-4515 FAX 800-354-6416  
 ccswsignsystems.com



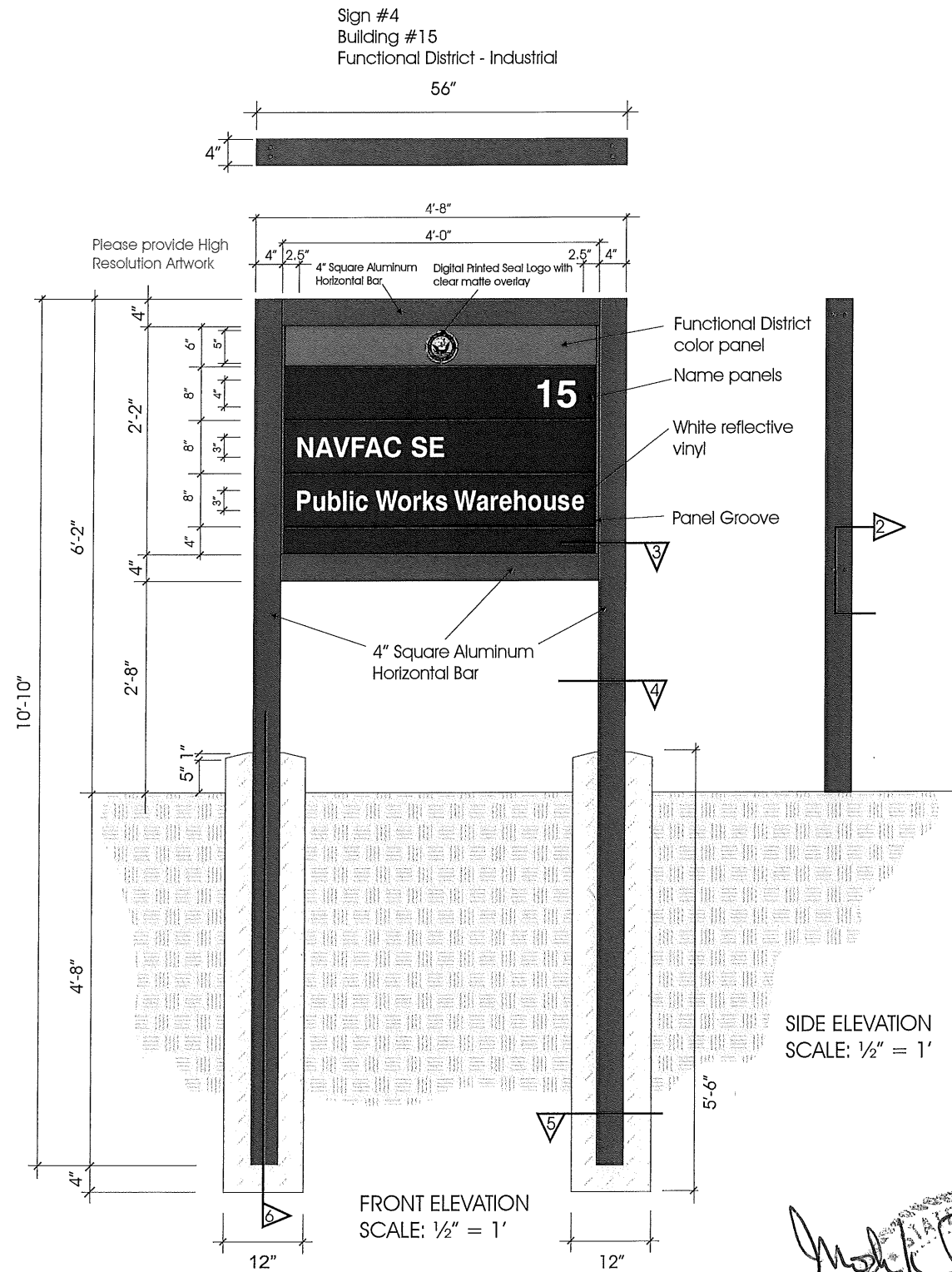
Iso 1 Top Bar Mount



3000 PSI Concrete

Rebar

ISO 2 NOT TO SCALE



*Molly Boatright*  
 MOAB CONSTRUCTION  
 RIDDY K. BOATRIGHT  
 24962  
 REGISTERED PROFESSIONAL ENGINEER  
 F3305

2/18/11

Sign Schedule  
 next page

**COLOR BAND SCHEDULE**

- ADMINISTRATIVE AND TRAINING  
 MYRTLE PANTONE #18-6114 TPX (GREEN)
- AIRFIELD  
 ELMWOOD PANTONE #17-1019 TPX (BROWN)
- INDUSTRIAL  
 MONUMENT PANTONE #17-4405 TPX (GREY)
- PERSONNEL SUPPORT  
 RATTAN PANTONE - 14-1031 TPX (TAN)

**PRODUCT DATA**

QUANTITY - 10

POST - PANTONE #7532 C BROWN

PANELS - PANTONE #19-4052 TPX BLUE

FUNCTIONAL DISTRICT COLOR BAND - SEE SCHEDULE

TEXT COLOR - A7W WHITE REFLECTIVE VINYL

FONT - HELVETICA MEDIUM

TEXT SIZE - 4" AND 3"

SEAL - 5"

CONTRACTOR - MOAB CONSTRUCTION

PROJECT NAME - BASE WIDE SIGNAGE

LOCATION - CORPUS CHRISTI, TX

PROJECT MANAGER - R. CHAPA

DRAWING BY - CHRISTINA SALINAS  
 DATE - 11/4/2010

REVISED - R. CHAPA  
 DATE - 2/09/2011

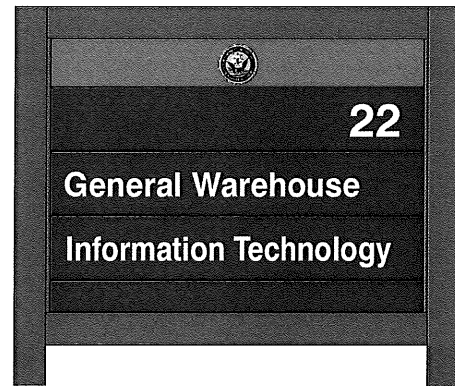


**POST & PANEL SIGN SYSTEM - 56" x 42"**  
 Freestanding Identification Signs - TYPE B  
 Building Number with 2 Names  
 Sign Schedule

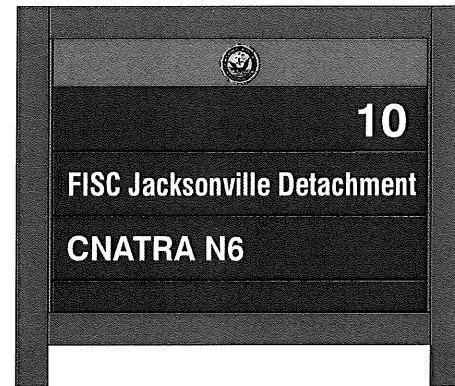


**CCSW Architectural Graphics**  
*National*  
**SIGNAGE AFFILIATES**  
 PH. 800-322-4515 FAX 800-354-6416  
 ccswsignsystems.com


Sign #22  
 Building #15  
 Functional District - Industrial




Sign #6  
 Building #10  
 Functional District - Industrial




Sign #8  
 Building #34  
 Functional District - Admin & Training



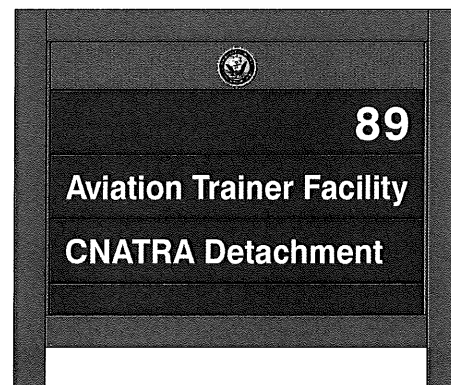
Sign #12  
 Building #30000  
 Functional District - Personnel Support



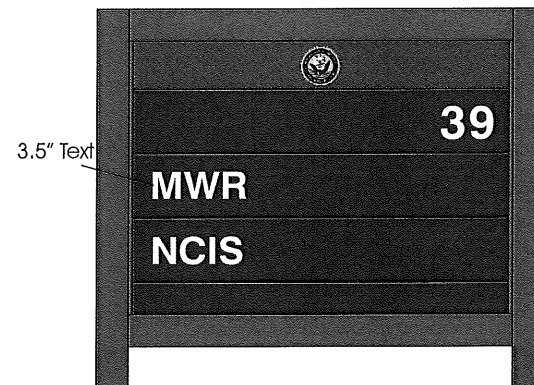
Sign #14  
 Building #20  
 Functional District - Industrial



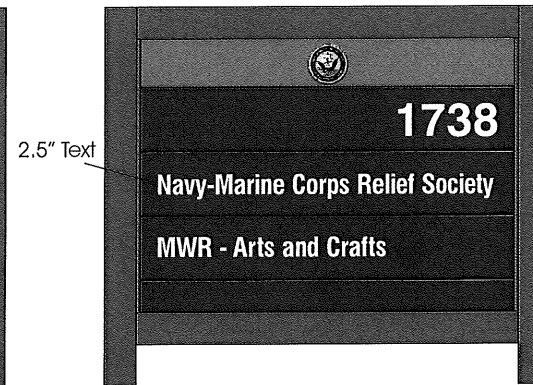
Sign #15  
 Building #89  
 Functional District - Airfield



Sign #19  
 Building #39  
 Functional District - Admin & Training




Sign #24  
 Building #1738  
 Functional District - Industrial




Sign #29  
 Building #3600  
 Functional District - Personnel Support



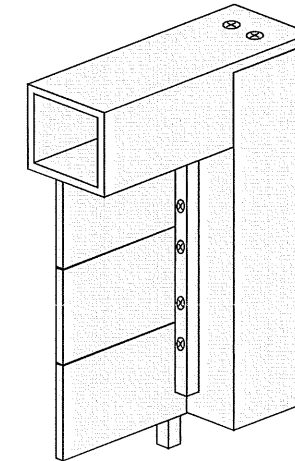
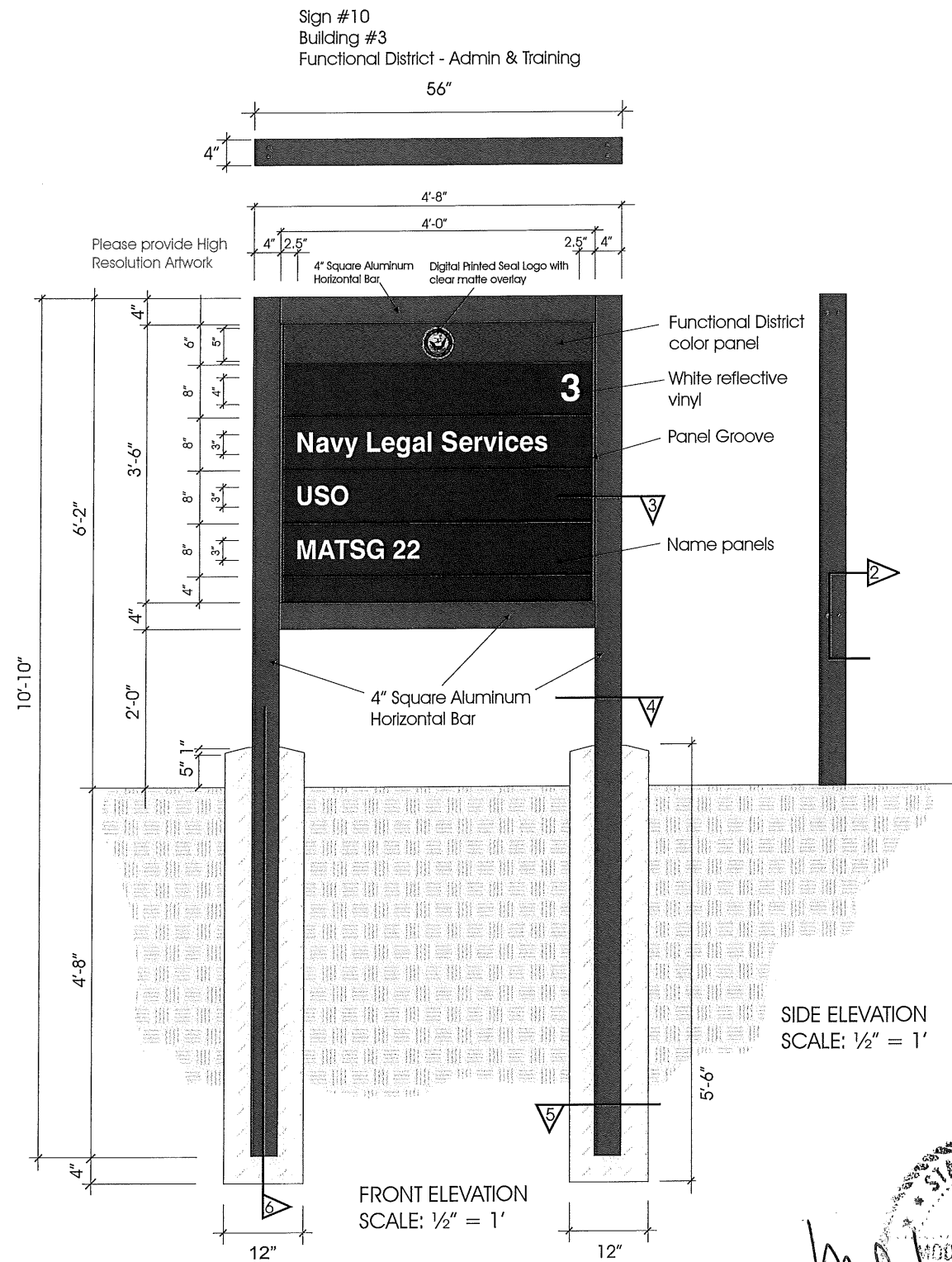
CONTRACTOR - MOAB CONSTRUCTION  
 PROJECT NAME - BASE WIDE SIGNAGE  
 LOCATION - CORPUS CHRISTI, TX  
 PROJECT MANAGER - R. CHAPA  
 DRAWING BY - CHRISTINA SALINAS  
 DATE - 11/4/2010  
 REVISED - R. CHAPA  
 DATE - 2/09/2011



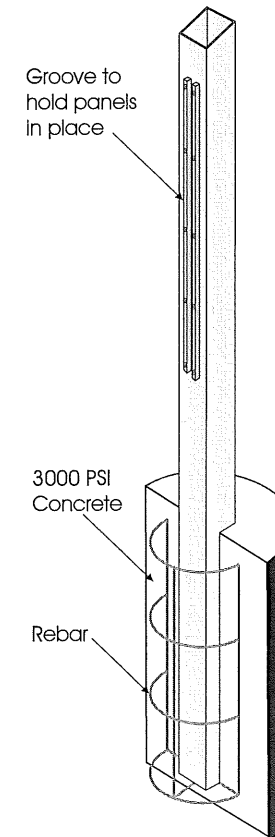
**POST & PANEL SIGN SYSTEM - 56" x 50"**  
 Freestanding Identification Signs - TYPE B  
 Building Number with 3 Name Panels



**CCSW Architectural Graphics**  
*National*  
**SIGNAGE AFFILIATES**  
 PH. 800-322-4515 FAX 800-354-6416  
 ccswwsignsystems.com



Iso 1 Top Bar Mount



ISO 2 NOT TO SCALE

SIDE ELEVATION SCALE: 1/2" = 1'

FRONT ELEVATION SCALE: 1/2" = 1'

Sign Schedule  
 next page

**COLOR BAND SCHEDULE**

- ADMINISTRATIVE AND TRAINING  
 MYRTLE PANTONE #18-6114 TPX (GREEN)
- AIRFIELD  
 ELMWOOD PANTONE #17-1019 TPX (BROWN)
- INDUSTRIAL  
 MONUMENT PANTONE #17-4405 TPX (GREY)
- PERSONNEL SUPPORT  
 RATTAN PANTONE - 14-1031 TPX (TAN)

**PRODUCT DATA**

- QUANTITY - 4
- POST - PANTONE #7532 C BROWN
- PANELS - PANTONE #19-4052 TPX BLUE
- FUNCTIONAL DISTRICT COLOR BAND - SEE SCHEDULE
- TEXT COLOR - A7W WHITE REFLECTIVE VINYL
- FONT - HELVETICA MEDIUM
- TEXT SIZE - 4" AND 3"
- SEAL - 5"

**CONTRACTOR - MOAB CONSTRUCTION**

- PROJECT NAME - BASE WIDE SIGNAGE
- LOCATION - CORPUS CHRISTI, TX
- PROJECT MANAGER - R. CHAPA
- DRAWING BY - CHRISTINA SALINAS
- DATE - 11/4/2010
- REVISED - R. CHAPA
- DATE - 2/09/2011



2/18/11

F-3302



**POST & PANEL SIGN SYSTEM - 56" x 50"**  
 Freestanding Identification Signs - TYPE B  
 Building Number with 3 Name Panels  
 Sign Schedule




**CCSW Architectural Graphics**  
*National*  
**SIGNAGE AFFILIATES**  
 PH. 800-322-4515 FAX 800-354-6416  
 ccswsignsystems.com

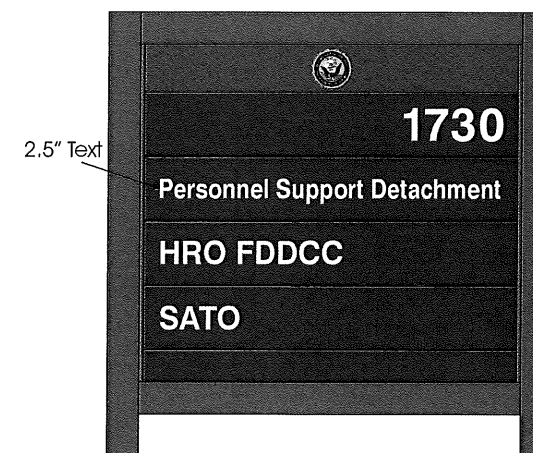
Sign #16  
 Building #1218  
 Functional District - Admin & Training



Sign #20  
 Building #1731  
 Functional District - Admin & Training



Sign #21  
 Building #1730  
 Functional District - Admin & Training

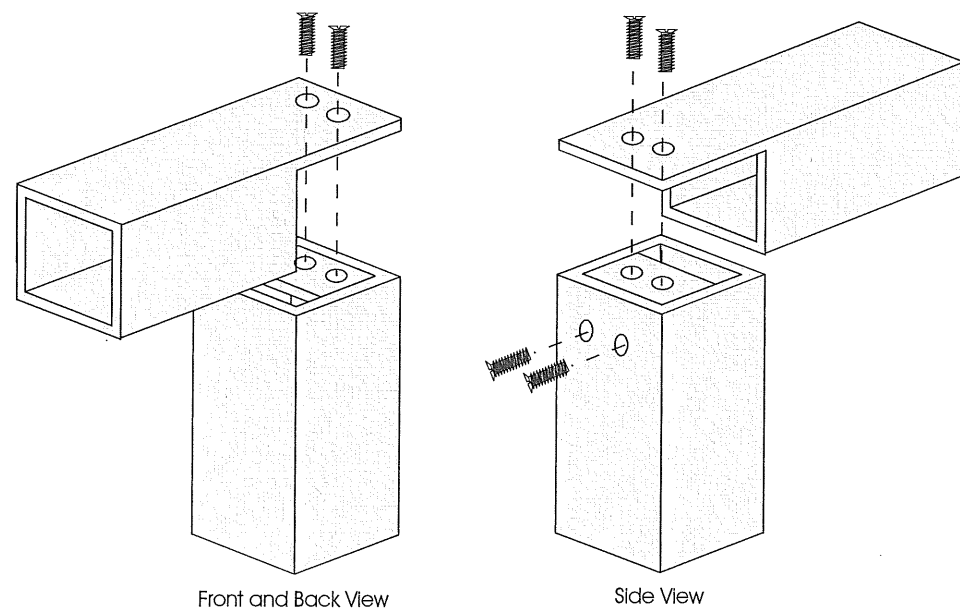
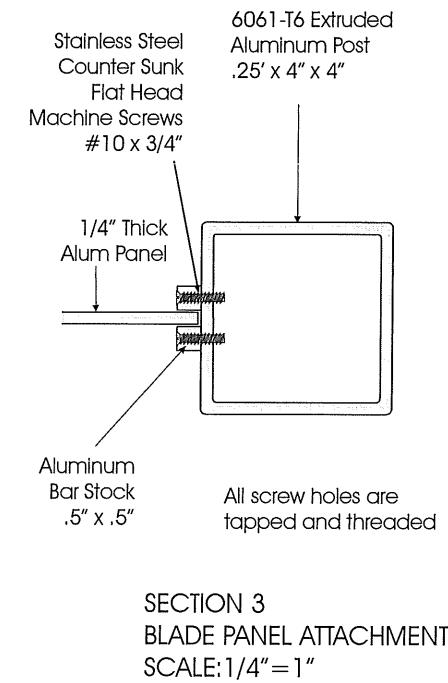
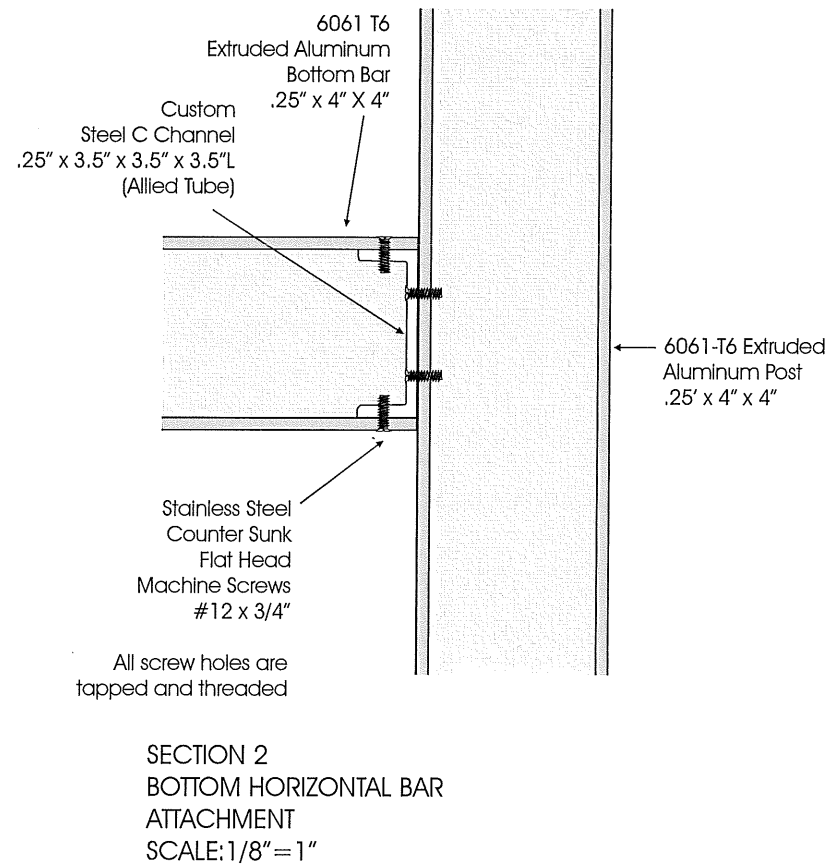
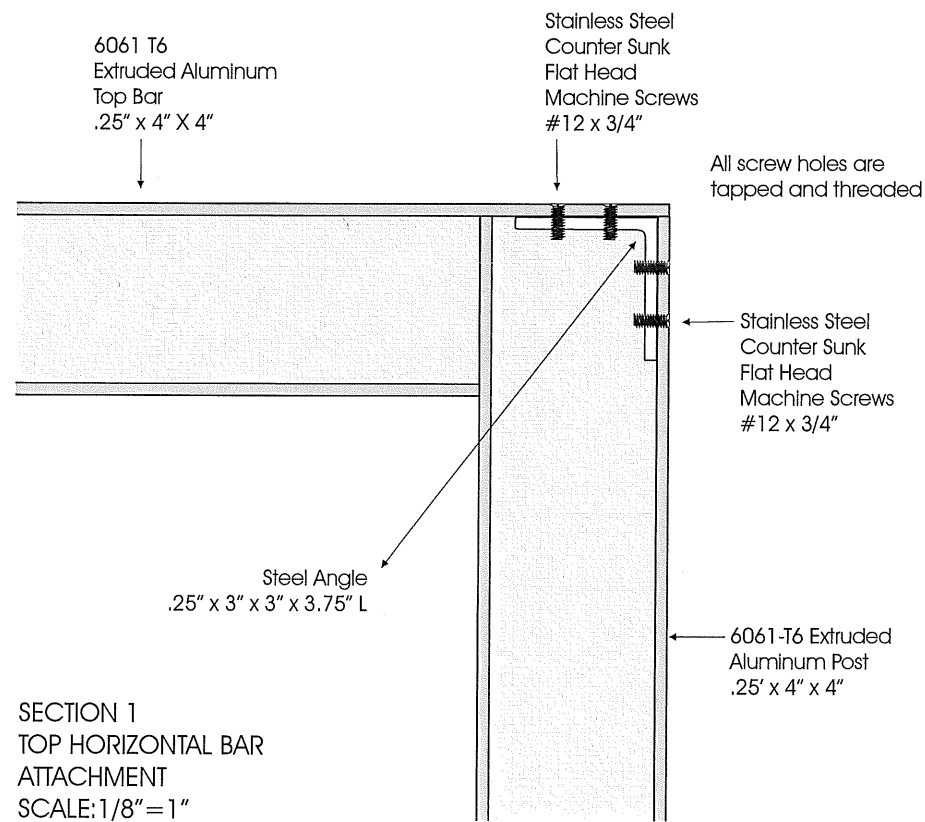


CONTRACTOR - MOAB CONSTRUCTION  
 PROJECT NAME - BASE WIDE  
 SIGNAGE  
 LOCATION - CORPUS CHRISTI, TX  
 PROJECT MANAGER - R. CHAPA  
 DRAWING BY - CHRISTINA SALINAS  
 DATE - 11/4/2010  
 REVISED - R. CHAPA  
 DATE - 2/09/2011

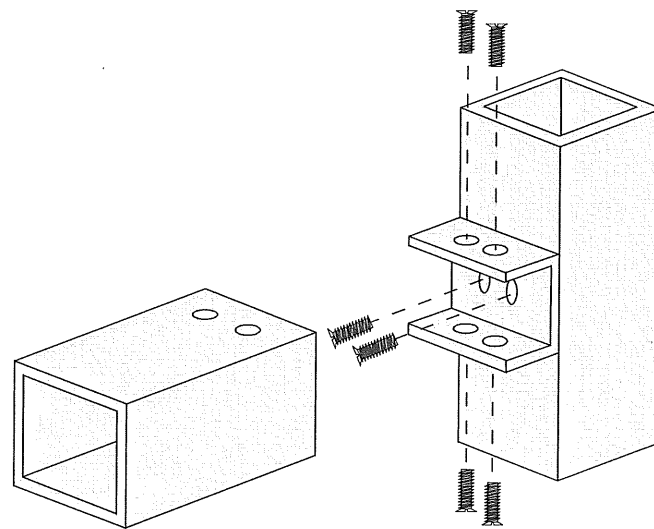


# SECTION DETAILS

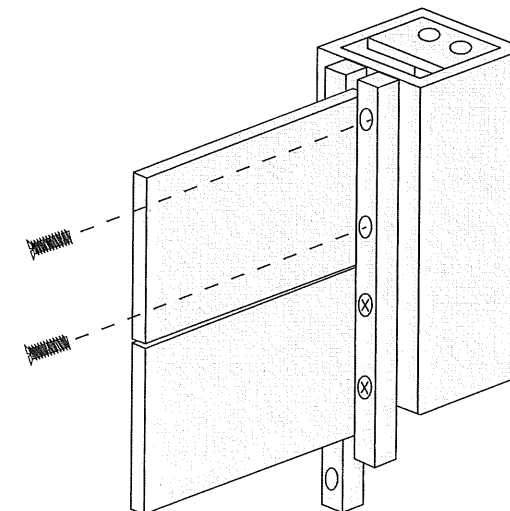
## Vehicular Directional and Free Standing Identification



Top Bar Assemble to Post



Bottom Bar Assemble to Post



Message Panel Assemble



CCSW Architectural Graphics  
National SIGNAGE AFFILIATES  
PH. 800-322-4515 FAX 800-354-6416  
ccswsignsystems.com



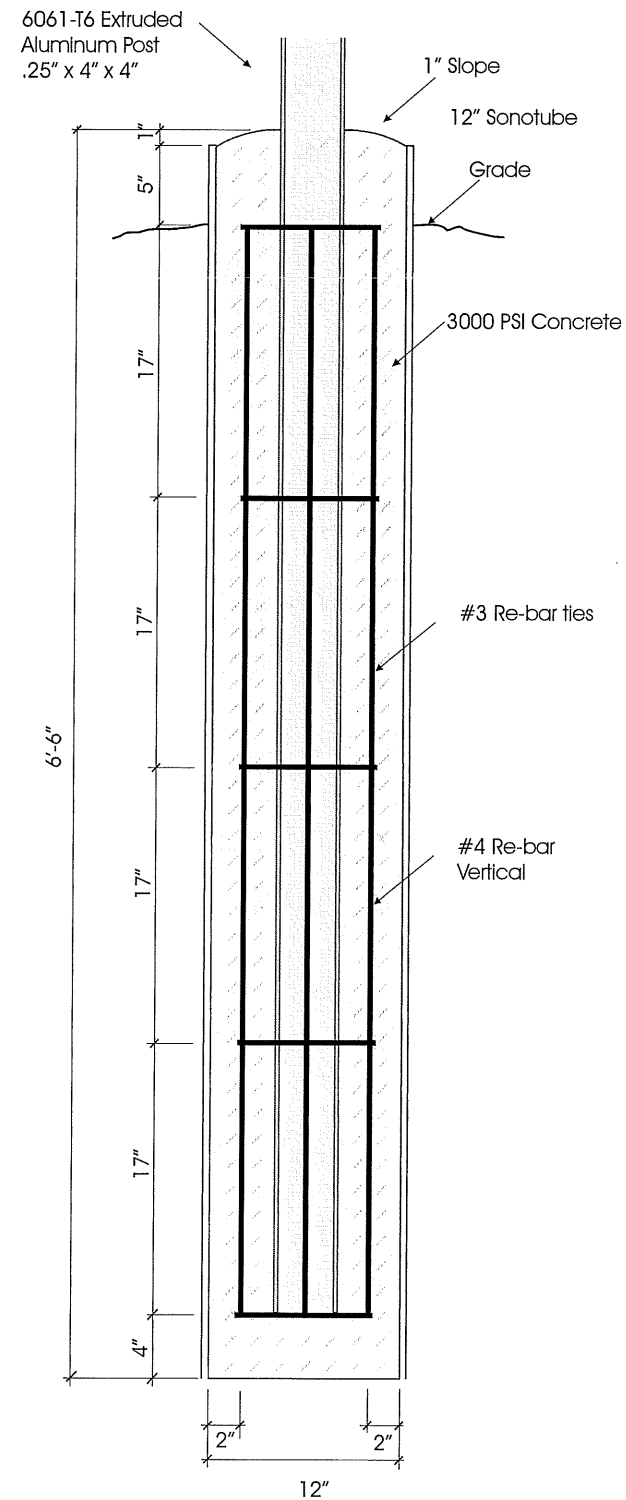
F-3302

CONTRACTOR - MOAB CONSTRUCTION  
PROJECT NAME - BASE WIDE SIGNAGE  
LOCATION - CORPUS CHRISTI, TX  
PROJECT MANAGER - R. CHAPA  
DRAWING BY - CHRISTINA SALINAS  
DATE - 11/4/2010  
REVISED - R. CHAPA  
DATE - 2/09/2011

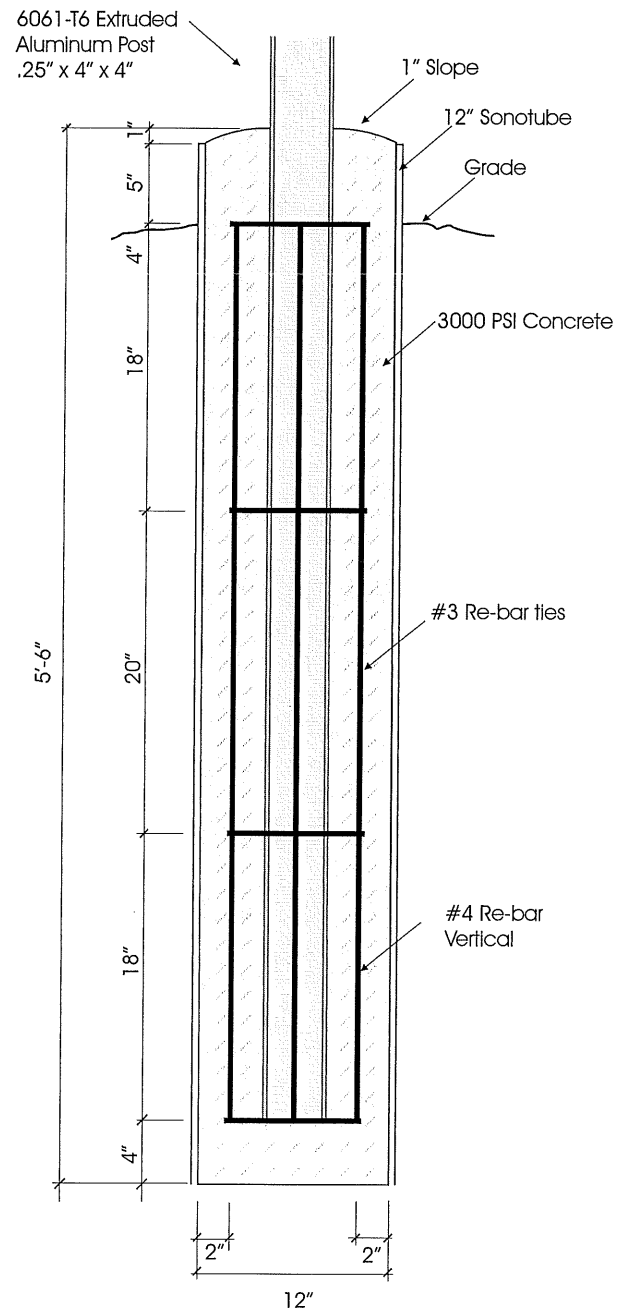


# SECTION DETAILS - Footings

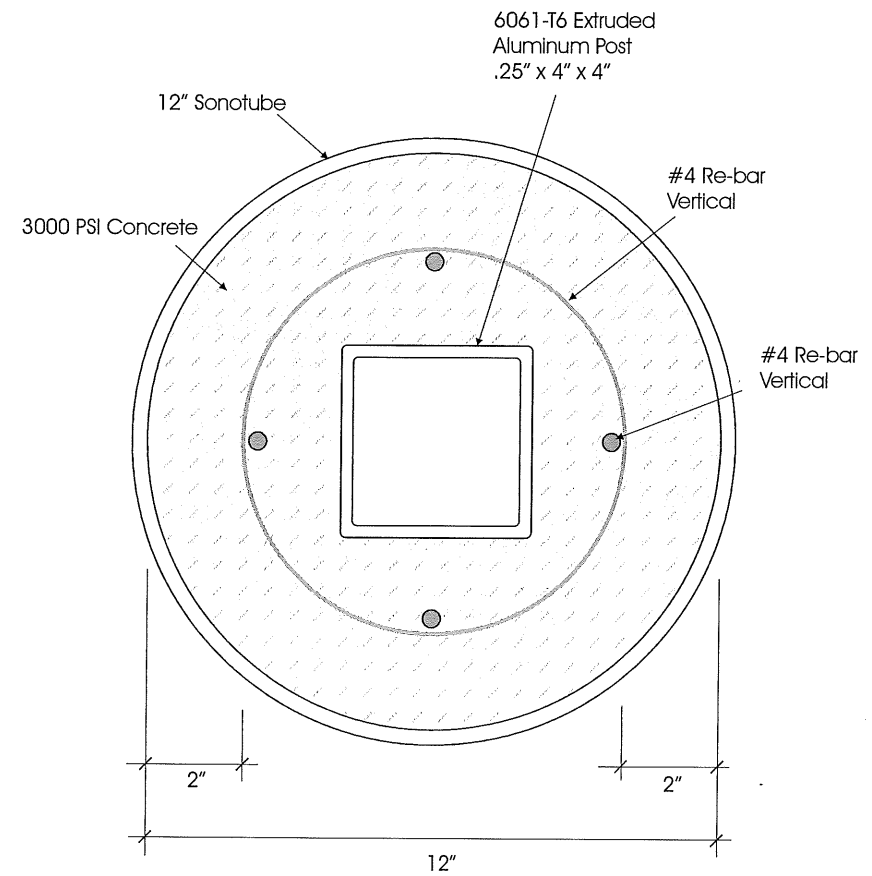
## Vehicular Directional and Free Standing Identification




VEHICULAR & FREESTANDING SIGNS TYPE A  
SECTION 5  
POST RE-INFORMENT  
SCALE: 1" = 1"



FREESTANDING SIGNS TYPE B  
SECTION 6  
POST RE-INFORMENT  
SCALE: 1" = 1"



SECTION 6  
POST RE-INFORMENT  
SCALE: 1/4" = 1"



F3302

2-18-11

PAGE 13



CCSW Architectural Graphics

National SIGNAGE AFFILIATES

PH. 800-322-4515 FAX 800-354-6416  
ccswsignsystems.com

CONTRACTOR - MOAB CONSTRUCTION

PROJECT NAME - BASE WIDE SIGNAGE

LOCATION - CORPUS CHRISTI, TX

PROJECT MANAGER - R. CHAPA

DRAWING BY - CHRISTINA SALINAS  
DATE - 11/4/2010

REVISED - R. CHAPA  
DATE - 2/09/2011

